

MANDATORY ARBITRATION

Mandatory Arbitration Program Statistics



In Illinois, court-annexed arbitration is a mandatory, non-binding, non-court procedure designed to resolve civil disputes by utilizing a neutral third party, called an arbitration panel. Mandatory arbitration applies rules of evidence and procedure which are less formal than those followed in trial courts and usually leads to more timely and less expensive resolution of disputes. An arbitration panel can recommend, but not impose, a decision. In the exercise of its general administrative and supervisory authority over Illinois courts, Supreme Court rules prescribe actions which are subject to mandatory arbitration. The rules address a range of operational procedures including: appointment, qualifications, and compensation of arbitrators; scheduling of hearings; discovery process; conduct of hearings; absence of a party; award and judgment on an award; rejection of an award; and form of oath, award and notice of award. In the sixteen jurisdictions approved by the Supreme Court to operate such programs, all civil cases filed in which the amount of monetary damages being sought falls within the program's jurisdictional limit, are subject to the arbitration process. These modest sized claims are amenable to closer management and quicker resolution by using a less formal alternative process than a typical trial court proceeding.

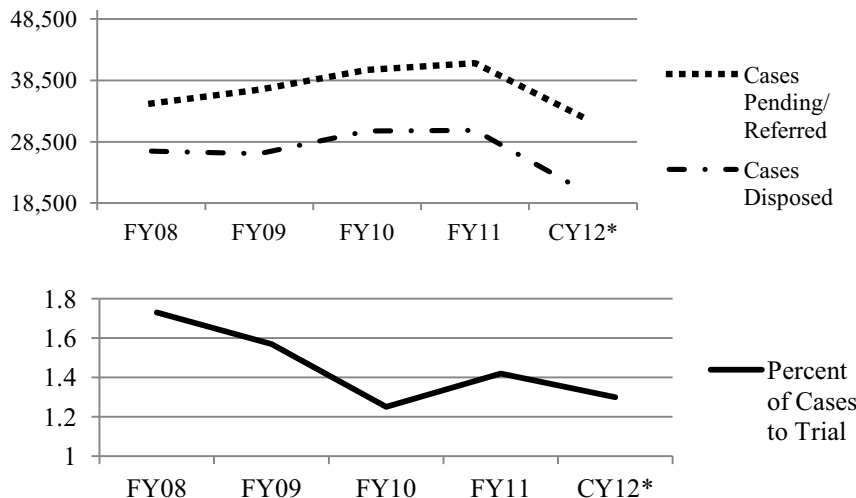
Explanations for Data Listed In the Below Charts:

- Cases Pending/Referred to Arbitration - number of cases filed and pending in arbitration program as of a certain date.
- Pre-Hearing Dispositions - number of cases disposed prior to an arbitration hearing.
- Arbitration Hearings - number of cases that had an arbitration hearing.
- Awards Accepted - number of arbitration awards that were accepted by a party.
- Post-Hearing Dispositions - number of cases disposed after an arbitration hearing.
- Awards Rejected - number of arbitration awards rejected by a party.
- Post-Rejection Dispositions – number of cases disposed after an award was rejected by a party.
- Arbitration Cases Proceeding to Trial - number of cases that went to trial after an award was rejected.

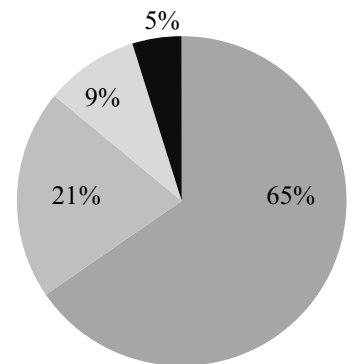
CY2012 Statewide Caseload

Cases Pending/Referred to Arbitration	32,499
Pre-Hearing Dispositions	13,422
Arbitration Hearings	7,036
Awards Accepted	1,880

Post-Hearing Dispositions	995
Awards Rejected	3,772
Post-Rejection Dispositions	4,225
Arbitration Cases Proceeding to Trial	423



CY2012 Case Dispositions



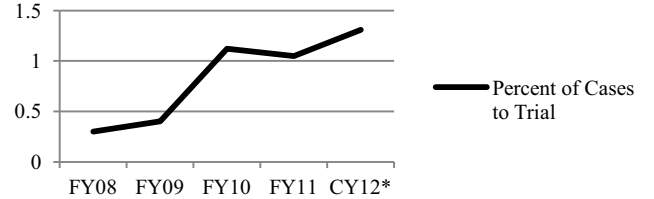
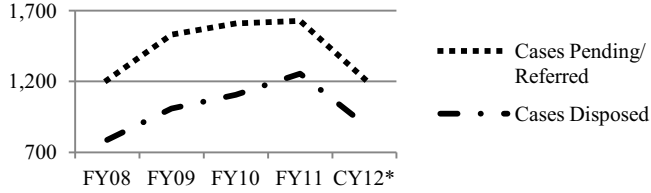
- Pre-Hearing Dispositions (65%)
- Post-Rejection Dispositions (21%)
- Awards Accepted (9%)
- Post-Hearing Dispositions (5%)

*The timeframe for reporting data was changed in 2012 from fiscal year to calendar year.

CY2012 Circuit Caseload

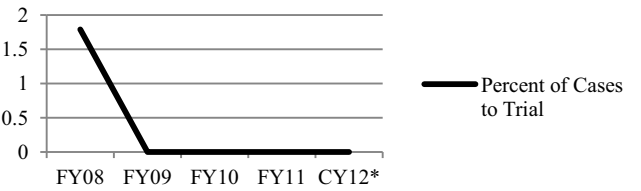
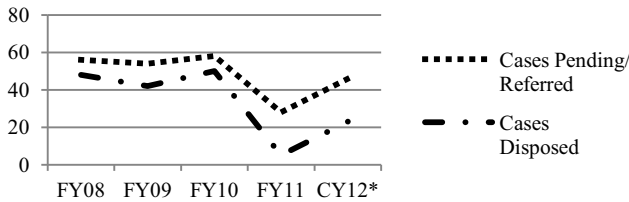
Third Judicial Circuit - Madison County

Cases Pending/Referred to Arbitration	1,219	Post-Hearing Dispositions	27
Pre-Hearing Dispositions	794	Awards Rejected	45
Arbitration Hearings	129	Post-Rejection Dispositions	28
Awards Accepted	48	Arbitration Cases Proceeding to Trial	16



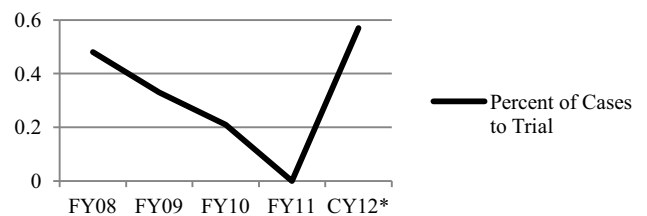
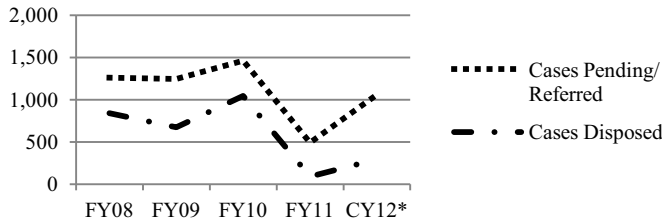
Eleventh Judicial Circuit - Ford County

Cases Pending/Referred to Arbitration	46	Post-Hearing Dispositions	0
Pre-Hearing Dispositions	23	Awards Rejected	0
Arbitration Hearings	2	Post-Rejection Dispositions	0
Awards Accepted	0	Arbitration Cases Proceeding to Trial	0



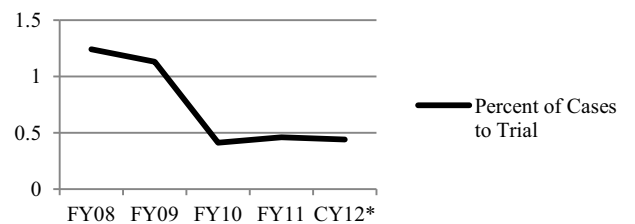
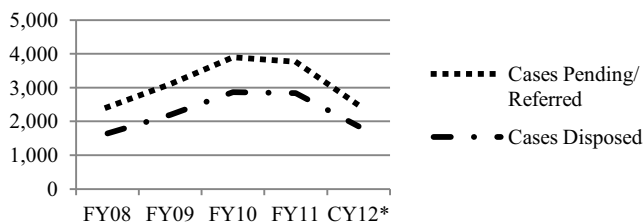
Eleventh Judicial Circuit - McLean County

Cases Pending/Referred to Arbitration	1,060	Post-Hearing Dispositions	24
Pre-Hearing Dispositions	240	Awards Rejected	13
Arbitration Hearings	40	Post-Rejection Dispositions	7
Awards Accepted	21	Arbitration Cases Proceeding to Trial	6



Twelfth Judicial Circuit - Will County

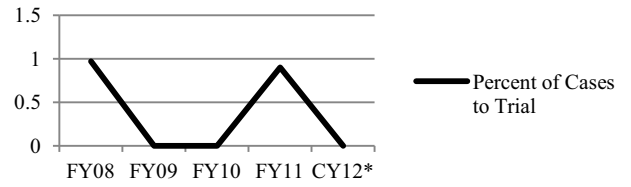
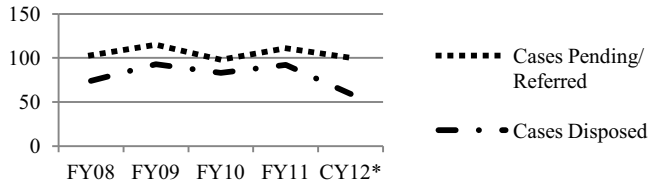
Cases Pending/Referred to Arbitration	2,475	Post-Hearing Dispositions	62
Pre-Hearing Dispositions	1,683	Awards Rejected	70
Arbitration Hearings	168	Post-Rejection Dispositions	69
Awards Accepted	34	Arbitration Cases Proceeding to Trial	11



*The timeframe for reporting data was changed in 2012 from fiscal year to calendar year.

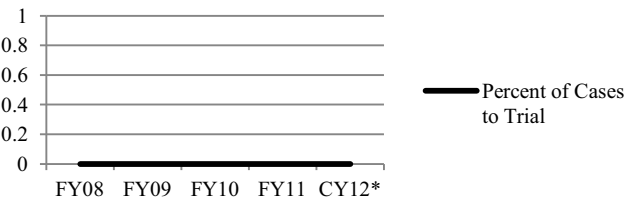
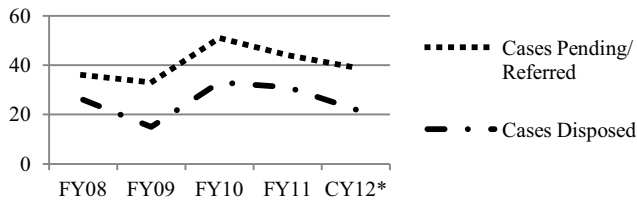
Fourteenth Judicial Circuit - Henry County

Cases Pending/Referred to Arbitration	100	Post-Hearing Dispositions	2
Pre-Hearing Dispositions	56	Awards Rejected	0
Arbitration Hearings	5	Post-Rejection Dispositions	0
Awards Accepted	1	Arbitration Cases Proceeding to Trial	0



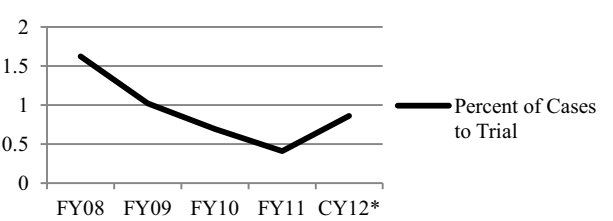
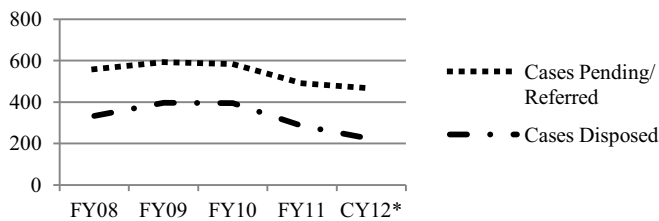
Fourteenth Judicial Circuit - Mercer County

Cases Pending/Referred to Arbitration	39	Post-Hearing Dispositions	0
Pre-Hearing Dispositions	22	Awards Rejected	0
Arbitration Hearings	0	Post-Rejection Dispositions	0
Awards Accepted	0	Arbitration Cases Proceeding to Trial	0




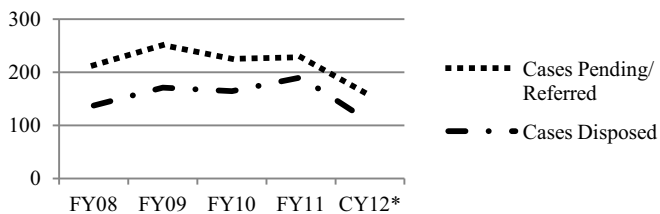
Fourteenth Judicial Circuit - Rock Island County

Cases Pending/Referred to Arbitration	466	Post-Hearing Dispositions	4
Pre-Hearing Dispositions	198	Awards Rejected	10
Arbitration Hearings	27	Post-Rejection Dispositions	9
Awards Accepted	10	Arbitration Cases Proceeding to Trial	4



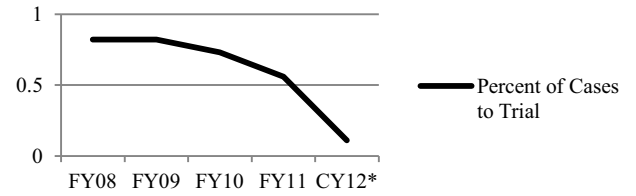
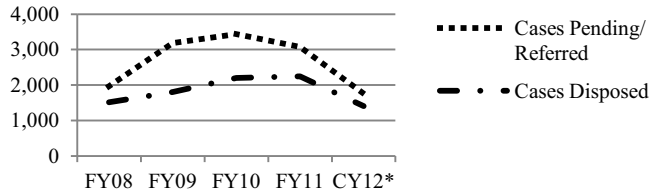
Fourteenth Judicial Circuit - Whiteside County

Cases Pending/Referred to Arbitration	156	Post-Hearing Dispositions	2
Pre-Hearing Dispositions	100	Awards Rejected	1
Arbitration Hearings	3	Post-Rejection Dispositions	2
Awards Accepted	2	Arbitration Cases Proceeding to Trial	0



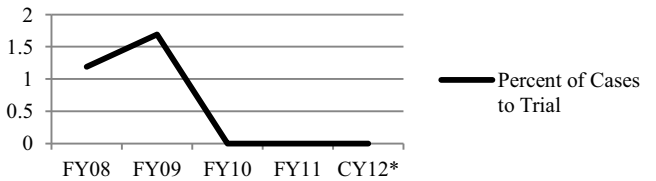
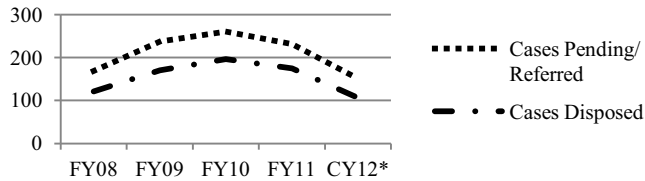
Sixteenth Judicial Circuit - Kane County

Cases Pending/Referred to Arbitration	1,761	Post-Hearing Dispositions	32
Pre-Hearing Dispositions	1,157	Awards Rejected	94
Arbitration Hearings	153	Post-Rejection Dispositions	66
Awards Accepted	153	Arbitration Cases Proceeding to Trial	2



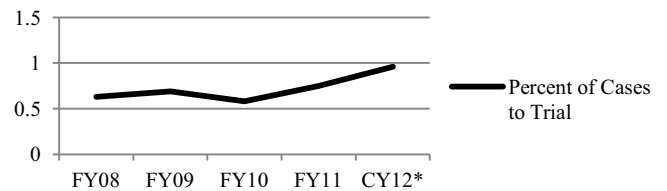

Seventeenth Judicial Circuit - Boone County

Cases Pending/Referred to Arbitration	151	Post-Hearing Dispositions	3
Pre-Hearing Dispositions	97	Awards Rejected	4
Arbitration Hearings	12	Post-Rejection Dispositions	3
Awards Accepted	3	Arbitration Cases Proceeding to Trial	0



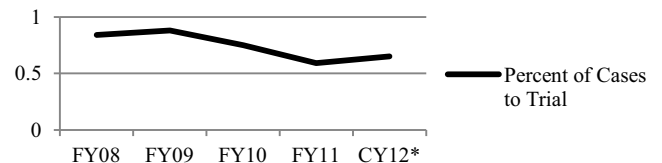
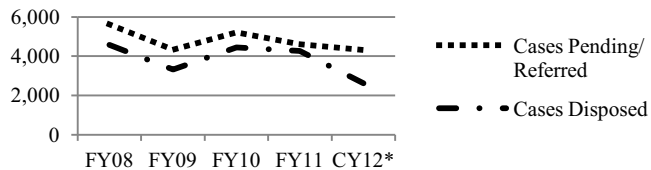
Seventeenth Judicial Circuit - Winnebago County

Cases Pending/Referred to Arbitration	1,045	Post-Hearing Dispositions	37
Pre-Hearing Dispositions	641	Awards Rejected	33
Arbitration Hearings	92	Post-Rejection Dispositions	30
Awards Accepted	32	Arbitration Cases Proceeding to Trial	10



Eighteenth Judicial Circuit - DuPage County

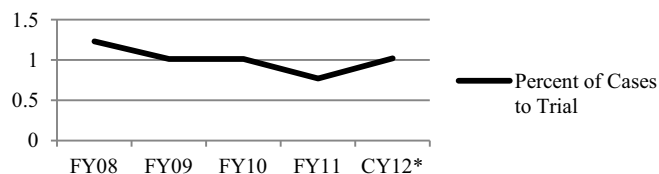
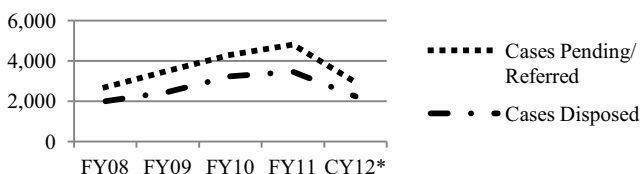
Cases Pending/Referred to Arbitration	4,315	Post-Hearing Dispositions	57
Pre-Hearing Dispositions	2,385	Awards Rejected	152
Arbitration Hearings	278	Post-Rejection Dispositions	111
Awards Accepted	71	Arbitration Cases Proceeding to Trial	28



*The timeframe for reporting data was changed in 2012 from fiscal year to calendar year.

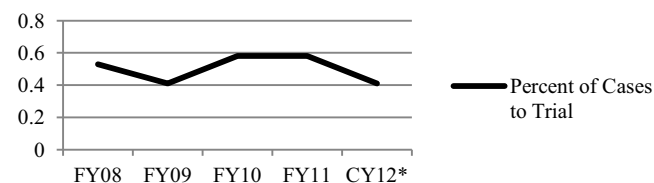
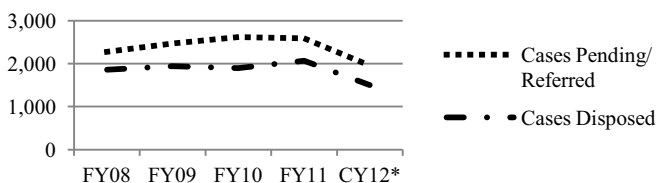
Nineteenth Judicial Circuit - Lake County

Cases Pending/Referred to Arbitration	2,932	Post-Hearing Dispositions	57
Pre-Hearing Dispositions	1,844	Awards Rejected	138
Arbitration Hearings	261	Post-Rejection Dispositions	123
Awards Accepted	203	Arbitration Cases Proceeding to Trial	30





Twentieth Judicial Circuit - St. Clair County

Cases Pending/Referred to Arbitration	1,955	Post-Hearing Dispositions	29
Pre-Hearing Dispositions	1,387	Awards Rejected	36
Arbitration Hearings	103	Post-Rejection Dispositions	46
Awards Accepted	40	Arbitration Cases Proceeding to Trial	8



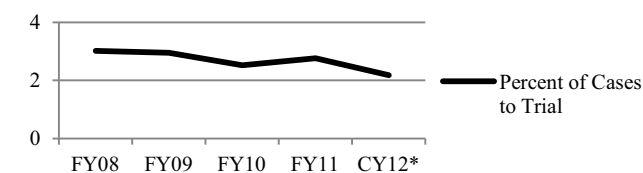
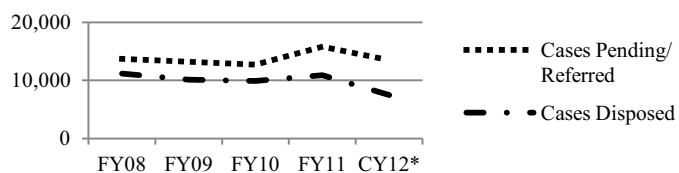
Twenty-Second Judicial Circuit - McHenry County

Cases Pending/Referred to Arbitration	1,281	Post-Hearing Dispositions	17
Pre-Hearing Dispositions	904	Awards Rejected	47
Arbitration Hearings	88	Post-Rejection Dispositions	31
Awards Accepted	33	Arbitration Cases Proceeding to Trial	14



Circuit Court of Cook County

Cases Pending/Referred to Arbitration	13,498	Post-Hearing Dispositions	642
Pre-Hearing Dispositions	1,891	Awards Rejected	3,129
Arbitration Hearings	5,675	Post-Rejection Dispositions	3,700
Awards Accepted	1,229	Arbitration Cases Proceeding to Trial	294



*The timeframe for reporting data was changed in 2012 from fiscal year to calendar year.

2012 Mandatory Arbitration Program Statistics
Average Award Amounts and Average Number of Days (By Case Type)

Arbitration Program		Automobile/ Subrogation	Collections	Contracts	Liability/Tort	Property Damage	Personal Injury	Other
Boone	Average Award	\$2,146.00	\$14,076.00	\$8,000.00		\$1,000.00	\$25,016.00	
	Average Number of Days	657	334	328		997	630	
Cook	Average Award	\$6,069.00	\$6,810.50*		\$5,178.00	\$3,047.00	\$9,617.50	\$2,206.50
	Average Number of Days	93	110*		93.5	94	121.5	87
DuPage	Average Award	\$8,335.00	\$17,855.00	\$18,840.00	\$15,257.00	\$7,706.00	\$17,113.00	\$24,835.00
	Average Number of Days	333	477	408	467	320	391	698
Ford	Average Award			\$5,216.14				
	Average Number of Days			120				
Henry	Average Award	\$16,156.00	\$31,691.14				\$32,000.00	
	Average Number of Days	242	492				283	
Kane	Average Award	\$6,211.00	\$7,023.00	\$12,825.00		\$5,090.00	\$14,497.00	
	Average Number of Days	586	563	572		276	720	
Lake	Average Award	\$5,685.47	\$18,621.86	\$13,625.38		\$3,292.48	\$12,105.75	\$2,392.66
	Average Number of Days	196	324	311		162	341	406
Madison	Average Award	\$14,905.00	\$9,330.00	\$12,478.00	\$12,204.00	\$4,777.00	\$18,334.00	\$1,509.00
	Average Number of Days	287	255	268	307	275	363	263
McHenry	Average Award	\$5,565.11	\$16,009.73	\$12,519.74		\$8,771.03	\$19,586.04	
	Average Number of Days	357	403	477		496	437	
McLean	Average Award	\$1,386.36	\$14,254.54	\$8,027.27			\$10,674.20	\$10,800.03
	Average Number of Days	685	310	277		379	407	272
Mercer	Average Award	\$0.00	\$0.00	\$0.00	\$0.00	\$0.00	\$0.00	\$0.00
	Average Number of Days	0	0	0	0	0	0	0
Rock Island	Average Award	\$11,779.25	\$26,280.76	\$12,026.29	\$24,611.78		\$12,177.70	
	Average Number of Days	293	684	813	563	1,275	458	718
St. Clair	Average Award**	\$18,950.00	\$10,316.00	\$10,756.00	\$12,613.00	\$13,000.00	\$11,656.00	\$7,500.00
	Average Number of Days**	331	295	384	385	432	455	297
Whiteside	Average Award	\$25,591.01					\$15,833.33	
	Average Number of Days	1,638		2,135			539	
Will	Average Award	\$13,296.76	\$14,622.67	\$5,203.40			\$10,575.04	\$17,753.13
	Average Number of Days	414	434	351			409	405
Winnebago	Average Award	\$9,881.00	\$16,689.00	\$17,048.00		\$8,978.00	\$13,004.00	\$4,500.00
	Average Number of Days	436	219	358		422	397	509

*This figure includes Collections and Contracts

**These figures cover the last six months of CY2012 only.